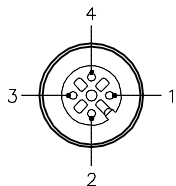


## FEMALE END VIEW

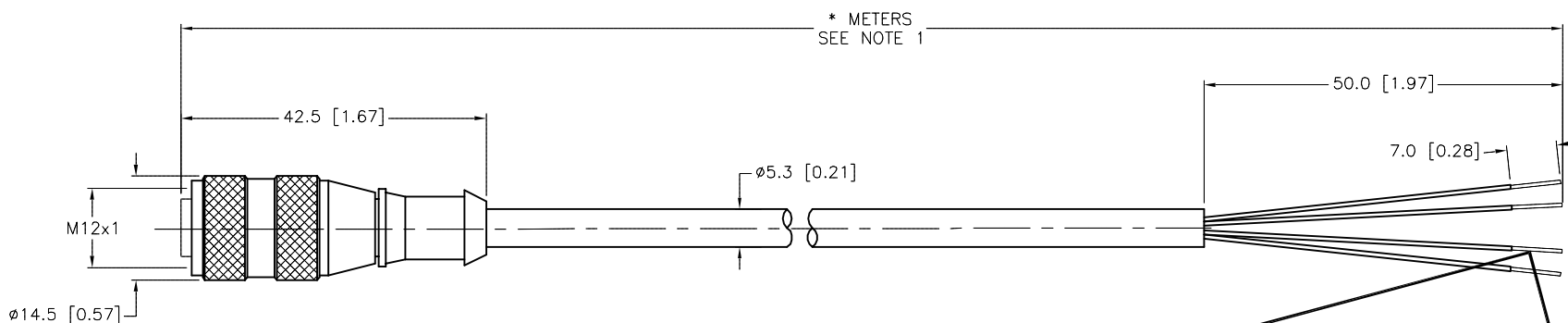


1 = BROWN  
2 = WHITE  
3 = BLUE  
4 = BLACK



## SPECIFICATIONS


CONTACT CARRIER MATERIAL	NYLON OR TPU
MOLDED HEAD MATERIAL/COLOR	TPU/BLACK
CONTACT MATERIAL/PLATING	BRASS/GOLD
COUPLING NUT MATERIAL/PLATING	BRASS/NICKEL
RATED CURRENT [A]	4.0 A
RATED VOLTAGE [V]	250 V
OUTER CABLE JACKET MATERIAL/COLOR	PVC/BLACK
CONDUCTOR INSULATION MATERIAL	PVC
NUMBER OF CONDUCTORS [AWG]	4x22 AWG
TEMPERATURE RANGE	-40°C to +105°C (-40°F to +221°F)
PROTECTION CLASS	NEMA 1,3,4,6P AND IEC IP68, IP69K



CABLE LENGTH	TOLERANCE*
ALL LENGTHS	+ 4% (OR 50mm) OF LENGTH - 0% (OR 0mm) OF LENGTH WHICHEVER IS GREATER
STRIP LENGTH	TOLERANCE*
0-7mm	±0.5mm
8-29mm	±1.0mm
30-49mm	±2.0mm
50-69mm	±3.0mm
70-100mm	±4.0mm
OVER 100mm	±5.0mm
* UNLESS OTHERWISE SPECIFIED	

## NOTES:

1. "\*" INDICATES CABLE LENGTH IN METERS. CONTACT TURCK TO ORDER SPECIFIC LENGTHS.
2. "/S760" DESIGNATES BLACK CABLE JACKET.
3. "/S771" DESIGNATES BLACK MOLDED PLUG BODY.



SOURCE DRAWING - FOR REFERENCE ONLY

RELATED DOCUMENTS		3RD ANGLE PROJECTION		THIS DRAWING IS CONFIDENTIAL AND THE PROPERTY OF TURCK INC. USE OF THIS DOCUMENT WITHOUT WRITTEN PERMISSION IS PROHIBITED.		3000 CAMPUS DRIVE MINNEAPOLIS, MN 55441 1-800-544-7769 (763) 553-7300 (763) 553-0708 fax www.turck.us	
1. <b>NOTE</b> 2. <b>PRELIMINARY</b> 3. <b>SPECIFICATIONS</b> 4.				<b>TURCK</b>		DESCRIPTION RK 4.4T-*/S760/S771	
MATERIAL  SEE SPECIFICATIONS		ALL DIMENSIONS DISPLAYED ON THIS DRAWING ARE FOR REFERENCE ONLY		DRFT RDS	DATE 10/13/05		
FINISH  SEE SPECIFICATIONS		CONTACT TURCK FOR MORE INFORMATION		APVD	SCALE 1=1.0	IDENTIFICATION NO.	
				UNIT OF MEASUREMENT <b>MILLIMETER [ INCH ]</b>		REV F	
				DO NOT SCALE THIS DRAWING		FILE: 777003745	
						SHEET 1 OF 1	

F	UPDATE CABLE DIAMETER	KMY	03/05/12	67154
REV	DESCRIPTION	BY	DATE	ECO NO.